


How can you make  
your optical inspections  
more reliable while  
reducing the time they take?



3 STEPS TO  
DISCOVER  
METISCOPE®





1



# METISCOPE® HELPS YOU

Detect previously invisible defects

Multimodal imaging with unmatched detection capabilities

Micro and macro-scale inspection ( $\text{mm}^2$  to  $\text{m}^2$ )

Down to  $3\mu\text{m}$  resolution





2

METISCOPE®

OPTIMIZE  
your inspection time

Instant and in-situ acquisitions

The best information/time ratio (<1 min)

Designed for effortless operation



3

METISCOPE®

DOCUMENT

and streamline your inspections.

A single multi-informational tool

Reproducible scientific analysis

Automated and detailed  
documentation







READY TO TAKE  
YOUR VISUAL INSPECTIONS  
TO THE NEXT LEVEL?

Book a personalized demo  
and experience the Metiscope®  
on your own samples !

[contact@lumetis.fr](mailto:contact@lumetis.fr) // 06.03.75.39.87